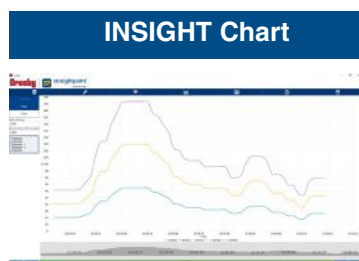
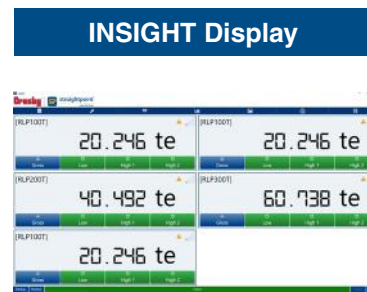
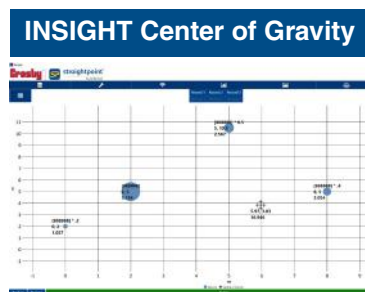


# INSIGHT Software



INSIGHT software, supplied with an SW-D USB wireless dongle, allows connection of up to 126 Crosby Straightpoint wireless loadcells simultaneously onto any Windows tablet or laptop.

Insight has four main features:

- **Multi-channel display and data logging mode**  
View and log load data from connected loadcells plus totals loads live on screen and directly into a .csv file for later analysis at speeds of up to 200Hz.
- **Visualization mode**  
For complicated lifts import a photo of the lift and drag and drop loadcell displays – make the screen look like the lift.
- **Center of gravity mode**  
Connect to Crosby SP's range of wireless compression loadcells and use this feature to weigh and calculate the center of gravity of large items and structures.
- **Proof load testing**  
Real time graphing of load test and auto generated test certificates.

- Logging at timed intervals, manual or on overload/underload.
- Log data at speeds up to 200Hz.
- Visual and audible alarms indicate overload, underload, low battery, and communications error.
- 100% wireless, no easily damaged cables.
- 700m or 2300ft range allows operator to stand at safe distance from test.
- Connects to any Crosby SP wireless loadcell.
- Automatically creates digitally signed pass or fail certificate.
- Real-time load v time graph display.
- Three weighings per C of G report with averages and statistical analysis to ISO19901.
- Plot loadcell positioning using measurements or GPS coordinates.
- Free extra entry fields for operator, client, wind speed, sea states, and temperature available for reporting.