

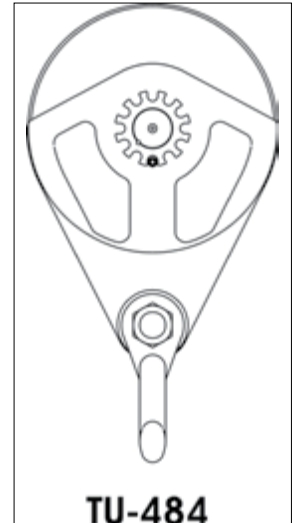
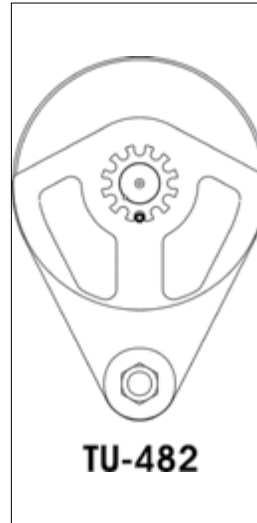
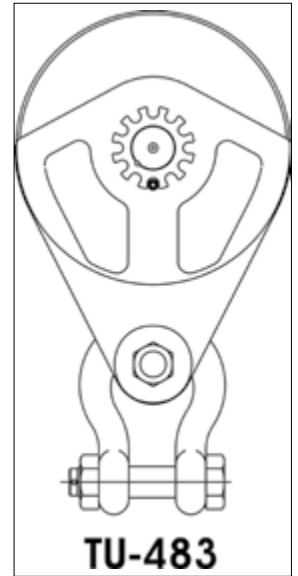
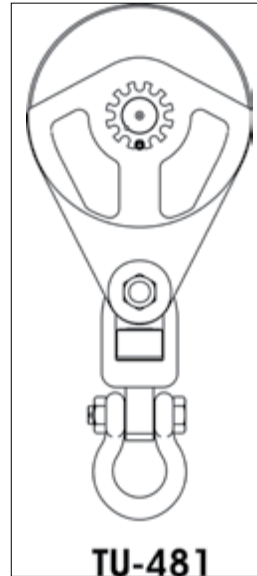
TU-480 Series



- Wide range of sizes available:
 - 30 and 60 short Tons (27 and 54 metric tons) capacity
 - 1" to 2-1/4" (25mm to 60mm) wire rope diameter
 - 16" to 24" (406mm to 610mm) sheave diameter
 - Larger capacity blocks available
- Meets or exceeds all requirements of ASME B30.26. Importantly, these blocks meet other critical performance requirements including fatigue life, impact properties and material traceability, not addressed by ASME B30.26.
- Marked in short tons unless metric tag requested at time of order.



APPLICATION AND WARNING INFORMATION
SECTION 17



**TU-481 / TU-482 / TU-483 / TU-484
High Capacity Snatch Blocks for Tilt-Up Wall Construction**

Working Load Limit (t)	Sheave Diameter (in)	Wire Rope Diameter (in)	With Swivel Shackle		Tailboard Style		With Upset Shackle		With Fixed Shackle	
			TU-481 Stock No.	TU-481 Weight Each (lb)	TU-482 Stock No.	TU-482 Weight Each (lb)	TU-483 Stock No.	TU-483 Weight Each (lb)	TU-484 Stock No.	TU-484 Weight Each (lb)
30	16	1-1/4	2108327	235	2108330	140	2108333	180	2108651	160
30	16	1-1/2	2108351	235	2108354	140	2108357	180	2108657	160
30	20	1-1/4	2108387	250	2108390	155	2108393	195	2108666	175
30	20	1-1/2	2108411	250	2108414	155	2108417	195	2108672	175
60	18	1-1/4	2108453	390	2108456	230	2108459	340	2108462	290
60	18	1-1/8	2108483	390	2108486	230	2108489	340	2108492	290
60	24	1-1/4	2108528	450	2108531	290	2108534	400	2108537	350
60	24	1-1/2	2108558	450	2108561	290	2108564	400	2108567	350
60	24	1-3/4	2108588	450	2108591	290	2108594	400	2108597	350
60	24	2	2108618	450	2108621	290	2108624	400	2108627	350
60	24	2-1/4	2108633	450	2108636	290	2108639	400	2108642	350

4:1 Design Factor.
Contact our Block Hotline 800-772-1555 or visit thecrosbygroup.com/engineeredolutions for more information.