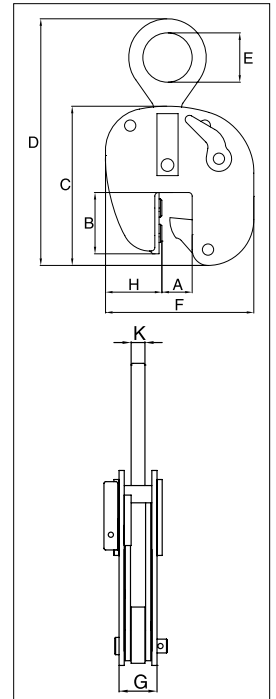


IPBUZ



For Lifting, Transferring and Placing Bulb Profiles onto Ship's Hulls Perpendicularly

- Available in capacities of .75 through 3.75 metric tons (higher Working Load Limits are available upon request).
- Jaw openings available: HP 4.75" to HP 17".
- Welded alloy steel body for strength and smaller size. Forged alloy components, where required.
- Individually Proof Tested to 2 times the Working Load Limit with certification.
- Company name (Crosby IP), logo, Working Load Limit and jaw opening permanently stamped on body.
- Each product is individually serialized, with the serial number and Proof Load test date stamped on body. User manual with test certificate is included with each clamp.
- Maintenance and repair kits are available.



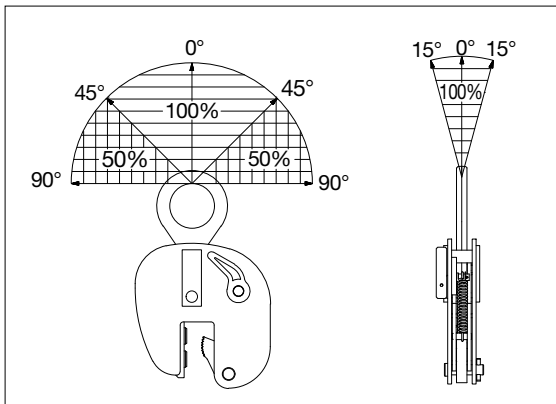
Model IPBUUZ: with Universal Hoisting Eye
Model IPBUZ: with Fixed Hoisting Eye

Load Rated


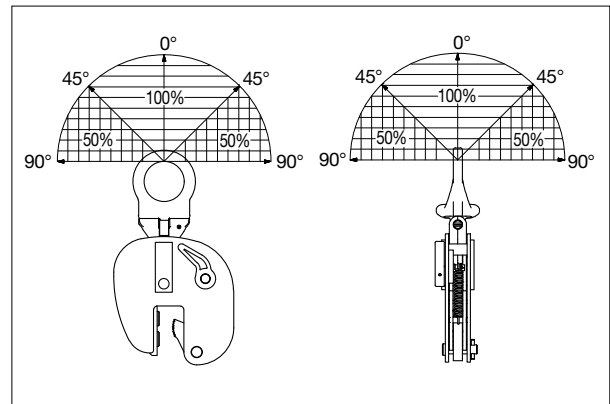
| Model | Working Load Limit (t)* | Stock No. | Weight Each (lb) | Dimensions (in) | | | | | | | | |
|-------------------------|-------------------------|-----------|------------------|-----------------|------|-------|-------|------|-------|------|------|------|
| | | | | Profile A † | B | C | D | E | F | G | H | K |
| IPBUUZ | 0.75 | 2705601 | 18.7 | HP 4.75 - 7.88 | 3.35 | 8.90 | 15.35 | 2.76 | 8.27 | 2.40 | 2.76 | 0.63 |
| With fixed hoisting eye | | | | | | | | | | | | |
| IPBUZ | 0.75 | 2705600 | 15.4 | HP 4.75 - 7.88 | 3.35 | 8.90 | 15.35 | 2.76 | 8.27 | 2.40 | 2.76 | 0.63 |
| IPBUZ | 1.5 | 2705701 | 33.1 | HP 8.63 - 17.00 | 7.72 | 15.63 | 22.36 | 2.76 | 10.08 | 2.72 | 1.89 | 0.63 |
| IPBUZ | 3.75 | 2705702 | 64.4 | HP 8.63 - 17.00 | 9.37 | 17.24 | 22.24 | 3.15 | 13.98 | 2.52 | 3.94 | 0.79 |

* Design Factor based on EN 13155 and ASME B30.20. † Profile A is the type of Holland Bulb (HP) style and size material.

IPBUZ



IPBUUZ



12