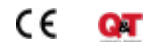
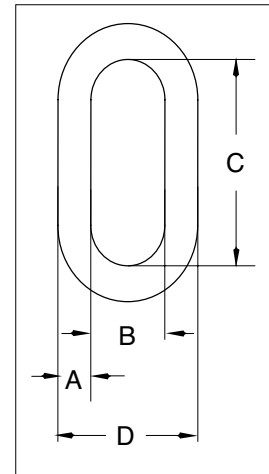


G-340 / S-340



- Forged carbon steel - Quenched & Tempered
- Self colored (S) or hot-dip galvanized (G).



G-340/S-340 Weldless End Links


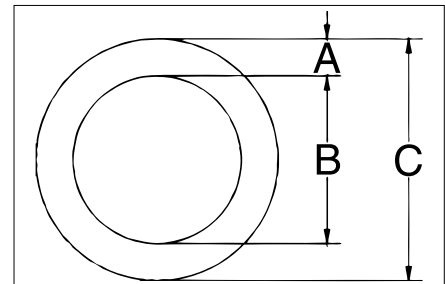
Size (A) (in)	Stock No.		Working Load Limit (lb)	Weight Each (lb)	Dimensions (in)			
	G-340 Galv.	S-340 S.C.			A	B	C	D
5/16	1014057	1014066	2500	.15	.31	.50	1.75	1.18
3/8	1014075	1014084	3800	.22	.38	.56	1.88	1.38
1/2	1014093	1014100	6500	.49	.50	.75	2.38	1.81
5/8	1014119	1014128	9300	.97	.63	1.00	3.25	2.32
3/4	1014137	1014146	14000	1.51	.75	1.13	3.50	2.68
7/8	1014155	1014164	12000	2.59	.88	2.00	5.13	3.75
1	1014173	1014182	15200	3.95	1	2.25	5.75	4.25
1-1/4	1014191	1014208	26400	7.30	1.25	2.50	7.00	5.00
1-3/8	1014217	1014226	30000	10.38	1.38	2.75	7.75	5.50

5:1 Design Factor. Based on single leg sling (in-line load), or resultant load on multiple legs with an included angle less than or equal to 120°.

S-643



- Forged carbon steel - Quenched & Tempered.



S-643 Weldless Rings

Size (in)	Stock No	Working Load Limit Single Pull (lb)	Weight Each (lb)	Dimensions (in)		
				A	B	C
7/8 x 4	1013780	7200	2.72	.88	4.00	5.75
7/8 x 5-1/2	1013806	5600	3.47	.88	5.50	7.25
1 x 4	1013824	10800	3.69	1.00	4.00	6.00
1-1/8 x 6	1013842	10400	6.60	1.13	6.00	8.25
1-1/4 x 5	1013860	17000	6.82	1.25	5.00	7.50
1-3/8 x 6	1013888	19000	10.12	1.38	6.00	8.75

6:1 Design Factor.