

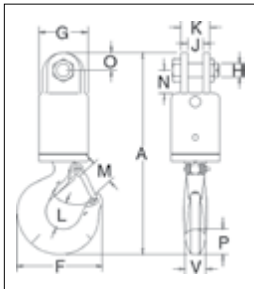


## Crosby® Tapered Roller Bearing Swivels

- Equipped with tapered roller thrust bearing.
- Suitable for frequent rotation under load.
- All swivels individually proof tested to 2 times the Working Load Limit with labeled documentation.
- All hooks furnished with latches assembled.
- All jaws complete with bolts, nuts, and cotter pins.
- Pressure lube fitting provided.
- NOT TO BE USED ON DEMOLITION (WRECKING) BALLS.
- Other types and capacities up to 1,250t available to meet your requirements. Visit [thecrosbygroup.com/engineeredolutions](http://thecrosbygroup.com/engineeredolutions) for more information.
- IMPORTANT - Crosby swivels should only be used with the recommended wire rope. Contact the wire rope manufacturer for the proper wire rope to be used with Crosby swivels.



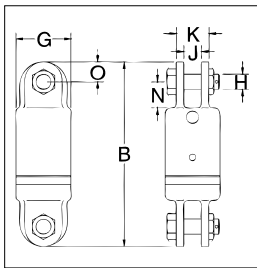
### S-1 Jaw & Hook



Swivel No.	Stock No.	Working Load Limit (t)*	Wire Rope Size (in)	Weight Each (lb)	Dimensions (in)											
					A	F	G	H	J	K	L	M	N	O	P	V
3-S-1	297011	3	1/2	9.81	11.44	4.84	2.75	.75	.88	1.62	1.53	1.41	1.31	1.00	1.44	1.12
5-S-1	297217	5	5/8	15.51	13.34	6.28	3.00	.88	1.00	2.25	1.94	1.69	1.62	1.12	1.81	1.44
8-S-1	297413	8.5	3/4	29.42	16.45	7.54	4.00	1.00	1.56	2.81	2.46	2.22	2.12	1.38	2.25	1.62
10-S-1	297618	10	7/8	46.75	19.75	8.34	4.50	1.50	1.75	3.38	2.59	2.41	3.50	1.75	2.59	1.94
15-S-1	297814	15	1	73.75	22.24	10.34	5.00	1.50	1.75	3.38	2.81	3.19	3.50	1.75	3.00	2.38
25-S-1	298118	25	-	140.00	26.78	13.62	6.00	2.00	2.00	4.62	3.44	3.62	3.69	2.38	3.66	3.00
35-S-1	298216	35	-	220.00	29.94	14.06	6.50	2.00	2.00	4.62	3.88	3.75	3.69	2.38	4.56	3.19
45-S-1	298314	45	-	251.00	35.06	15.44	7.00	2.25	2.50	5.00	4.75	4.25	4.00	3.00	5.06	3.25

5:1 Design Factor. Individually Proof Tested to 2 times the Working Load Limit.

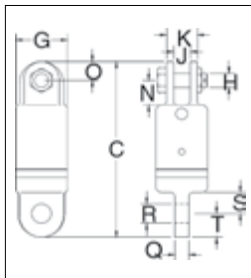
### S-2 Jaw & Jaw



Swivel No.	Stock No.	Working Load Limit (t)*	Wire Rope Size (in)	Weight Each (lb)	Dimensions (in)						
					B	G	H	J	K	N	O
3-S-2	297020	3	1/2	9.63	9.28	2.75	.75	.88	1.62	1.31	1.00
5-S-2	297226	5	5/8	13.69	10.31	3.00	.88	1.00	2.25	1.62	1.12
8-S-2	297422	8.5	3/4	26.16	12.62	4.00	1.00	1.56	2.81	2.12	1.38
10-S-2	297627	10	7/8	45.75	16.75	4.50	1.50	1.75	3.38	3.50	1.75
15-S-2	297823	15	1	62.75	17.12	5.00	1.50	1.75	3.38	3.50	1.75
25-S-2	298127	25	-	140.00	20.75	6.00	2.00	2.00	4.62	3.69	2.38
35-S-2	298225	35	-	155.00	20.75	6.50	2.00	2.00	4.62	3.69	2.38
45-S-2	298323	45	-	235.00	25.25	7.00	2.25	2.50	5.00	4.00	3.00

5:1 Design Factor. Individually Proof Tested to 2 times the Working Load Limit.

### S-3 Jaw & Eye



Swivel No.	Stock No.	Working Load Limit (t)*	Wire Rope Size (in)	Weight Each (lb)	Dimensions (in)										
					C	G	H	J	K	N	O	Q	R	S	T
3-S-3	297039	3	1/2	9.12	9.34	2.75	.75	.88	1.62	1.31	1.00	.75	1.03	1.12	1.25
5-S-3	297235	5	5/8	13.50	10.06	3.00	.88	1.00	2.25	1.62	1.12	1.00	1.28	1.25	1.25
8-S-3	297431	8.5	3/4	24.90	12.25	4.00	1.00	1.56	2.81	2.12	1.38	1.25	1.41	1.62	1.50
10-S-3	297636	10	7/8	43.50	16.12	4.50	1.50	1.75	3.38	3.50	1.75	1.69	1.69	2.75	1.88
15-S-3	297832	15	1	61.00	16.75	5.00	1.50	1.75	3.38	3.50	1.75	1.94	2.03	2.75	2.12
25-S-3	298136	25	-	135.00	21.50	6.00	2.00	2.00	4.62	3.69	2.38	2.25	2.31	3.88	2.38
35-S-3	298234	35	-	150.00	21.50	6.50	2.00	2.00	4.62	3.69	2.38	2.25	2.31	3.88	2.38
45-S-3	298332	45	-	225.00	25.88	7.00	2.25	2.50	5.00	4.00	3.00	2.50	2.53	4.00	3.00

5:1 Design Factor. Individually Proof Tested to 2 times the Working Load Limit.