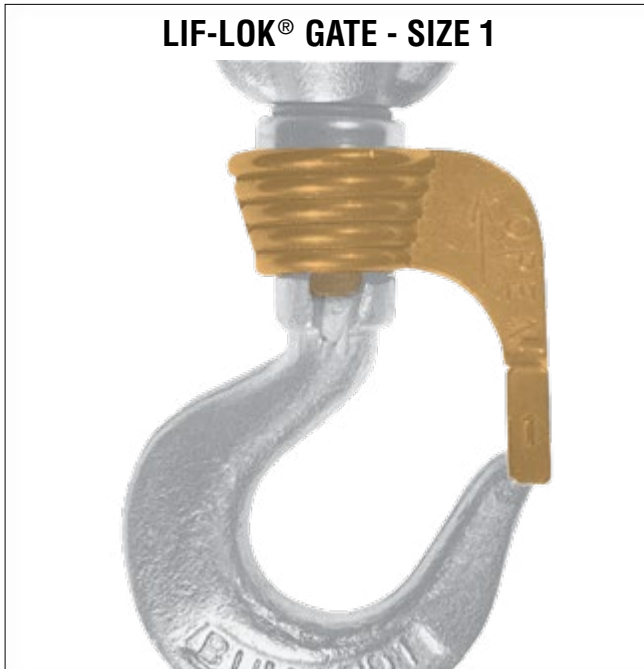


## GATE TYPES


Brass alloy Golden Gates® are engineered for quality, easy handling and dependability. The heavy duty, corrosion resistant locking mechanism will stay locked until an operator releases it; yet, can easily be shut with one hand. Cost effective, these gates reduce down time, providing the alternative to conventional latches.



**LIF-LOK® GATE - SIZE 1**

**To lock:** Close the gate; the built-in spring locks the gate against the hook tip.

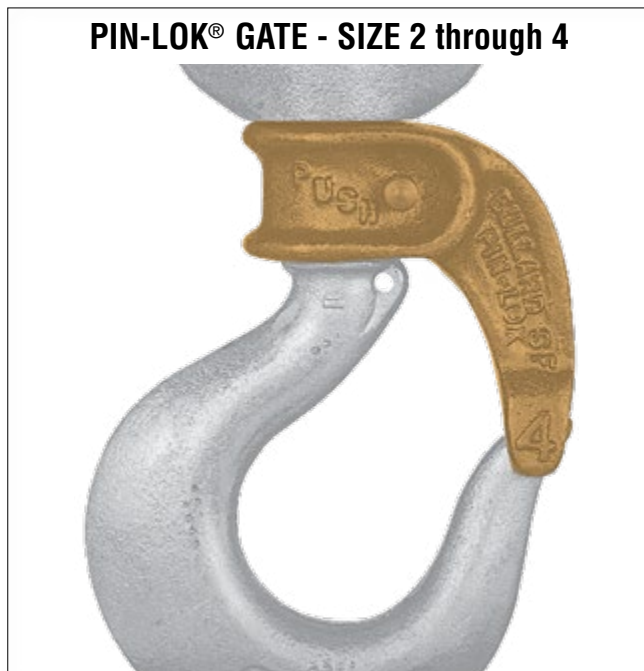
**To Unlock:** Lift the gate upward on the hook shank and swing open.



**ROLLOX® GATE - SIZE 5 through 9**

**To Lock:** Close the gate; a stainless steel pin is mounted in a horizontal bore which passes through the gate and engages a notch milled in the hook shank.

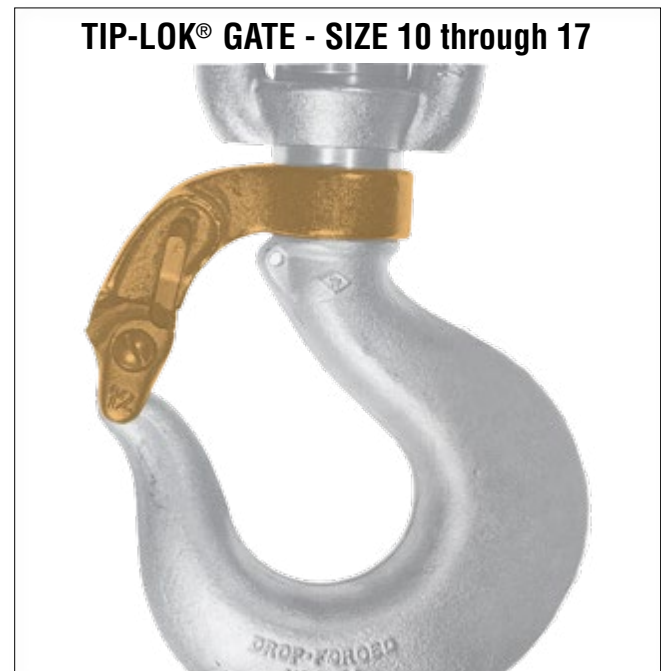
**To Unlock:** Move the lever downward a quarter-turn or until it stops, the gate can now swing open 160° (approx.)



**PIN-LOK® GATE - SIZE 2 through 4**

**To Lock:** Close the gate; a stainless steel pin is carried in a horizontal bore and engages a milled slot in the hook shank.

**To Unlock:** Simply depress the stainless steel pin which causes the pin to disengage from the milled slot.



**TIP-LOK® GATE - SIZE 10 through 17**

**To Lock:** Press the arm down until the lock trips; two arms of the gate now enclose the tip of the hook.

**To Unlock:** Manually depressing the locking trigger automatically raises the movable arm, allowing the gate to be rotated open.