

# Beam Clamps

## IPTK



This IPTK series beam clamp is suitable for use as a temporary tackle eye for a beam.

## For the Transfer of Steel Beams and Attachment of Tackle Eye

- Available in capacities of 2 thru 25 metric tons.
- Wide variety of jaw openings available: 3" to 40".
- Welded alloy steel body for strength and smaller size. Forged alloy components, where required.
- Individually Proof Tested to 2 times the Working Load Limit with certification.
- Company name (CrosbyIP), logo, Working Load Limit and jaw opening permanently stamped on body.
- Each product is individually serialized, with the serial number and Proof Load test date stamped on body. Serial number is included on the test certificate with maintenance and warranty logbook.
- Maintenance replacement parts are available.
- Manufactured by a ISO 9001 facility.
- All sizes are **RFID EQUIPPED**.



**Load Rated**

### Model IPTK: With Hoisting Eye

### Model IPTKW: Without Hoisting Eye

### Model IPTKU: With Hinged Hoisting Eye

Model	Working Load Limit (t)*	Stock No.	Weight Each (lbs.)	Dimensions (in.)							
				Jaw A	C	D	E	F	H	J	K
IPTK	2	2700996	13.2	3.00 - 7.50	A + 3.13	4.92	2.95	-	.98	-	.79
IPTK	3	2700997	14.3	3.00 - 7.50	A + 3.13	4.92	2.95	-	.98	-	.79
IPTK	4	2700998	18.7	5.88 - 11.25	A + 4.00	4.92	2.95	-	1.38	-	.79
IPTK	5	2700994	24.3	4.75 - 13.75	A + 7.67	4.92	2.95	-	1.57	-	.79
IPTK	10	2700970	68.3	11.75 - 19.70	A + 11.75	6.98	2.91	-	1.57	-	1.18
IPTK	25	2702999	496	18.00 - 40.00	A + 8.66	19.69	4.92	-	2.99	-	1.77
<b>Without Hoisting Eye</b>											
IPTKW	2	2700966	8.82	3.00 - 7.50	A + 3.13	4.92	-	1.10	.98	-	-
IPTKW	3	2700967	9.92	3.00 - 7.50	A + 3.13	4.92	-	1.10	.98	-	-
IPTKW	4	2700968	13.9	5.88 - 11.25	A + 4.00	4.92	-	1.30	1.38	-	-
IPTKW	5	2700969	19.4	4.75 - 13.75	A + 7.67	4.92	-	1.30	1.57	-	-
<b>With Improved Hinged Hoisting Eye</b>											
IPTKU	2	2707996	12.8	2.95 - 7.48	A + 3.94	4.76	2.99	-	.87	3.90	.75
IPTKU	3	2707997	14.3	2.95 - 7.48	A + 3.94	4.76	3.50	-	.87	4.80	.87
IPTKU	4	2707998	21.8	4.72 - 11.02	A + 5.91	5.51	3.50	-	1.57	4.80	.87
IPTKU	5	2707994	26.4	4.72 - 13.78	A + 6.89	5.51	3.50	-	1.57	4.80	.87
IPTKU	10	2707970	83.8	7.87 - 18.11	A + 11.81	7.87	4.13	-	2.36	5.98	1.02
<b>With Optional Double Locking Device</b>											
IPTKU/D	2	2709996	12.8	2.95 - 7.48	A + 3.94	6.50	3.50	-	.87	3.90	.75
IPTKU/D	3	2709993	14.3	2.95 - 7.48	A + 3.94	6.50	3.50	-	.87	4.80	.87
IPTKU/D	4	2709995	21.8	4.72 - 11.02	A + 5.91	7.28	3.50	-	1.57	4.80	.87
IPTKU/D	5	2709994	26.4	4.72 - 13.78	A + 6.89	7.28	3.50	-	1.57	4.80	.87
IPTKU/D	10	2709970	83.8	7.87 - 18.11	A + 11.81	9.84	4.13	-	2.36	5.98	1.02

## IPTKW



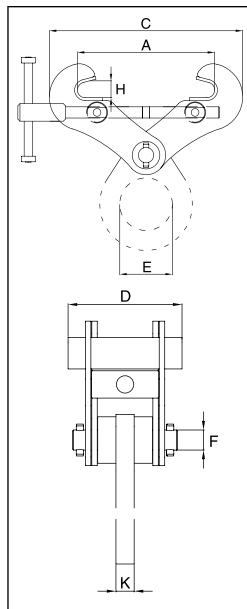
This IPTKW series beam clamp is suitable for use as a temporary tackle eye for a beam.

## IPTKU

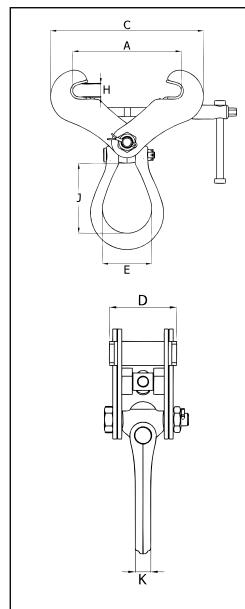


This IPTKU series beam clamp has an improved hinged hoisting eye that increases the loading angles and an optional new "Double Locking Device".

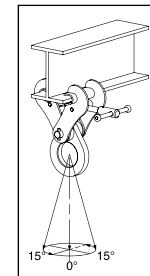
\* Design Factor based on EN 13155 and ASME B30.20.



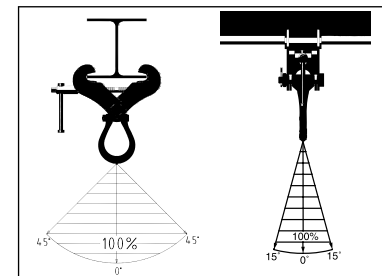
IPTK



IPTKU



IPTKW



IPTKU