

# Horizontal Clamps

## IPHNM10



The IPHNM10 horizontal lifting clamps have a pretension feature that allows the user to attach the clamps to the material for horizontal lifting and transfer of non-sagging material. To be used where material surface must not be damaged. These clamps must be used in pairs or more.

## For Horizontal Lift and Transfer - with Pretension System

- Available in capacities of .5 thru 12 metric tons.
- Jaw openings available: 0" to 4.75".
- Welded alloy steel body for strength and smaller size. Forged alloy components, where required.
- Individually Proof Tested to 2 times the Working Load Limit with certification.
- Company name (CrosbyIP), logo, Working Load Limit and jaw opening permanently stamped on body.
- Each product is individually serialized, with the serial number and Proof Load test date stamped on body. Serial number is included on the test certificate with maintenance and warranty logbook.
- Maintenance replacement parts are available.
- Manufactured by a ISO 9001 facility.
- All sizes are **RFID EQUIPPED**.



Load Rated

## IPH10

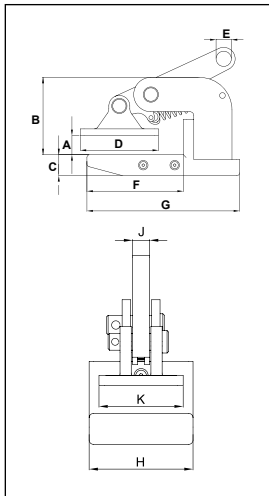


The IPH10 horizontal lifting clamps with spring loaded tension have a pretension feature that allows the user to attach the clamps to the material for horizontal lifting and transfer of non-sagging material. These clamps must be used in pairs or more.

### Model IPHNM10

Model	Working Load Limit (Per Pair) (t)*	IPHNM10 Stock No.	Weight Each (lbs.)	Dimensions (in.)									
				Jaw A	B	C	D	E	F	G	H	J	K
IPHNM10	.5	2703287	4.41	0 - .75	3.19	.87	3.23	.63	3.98	6.30	2.91	.47	2.36
IPHNM10	1	2703288	7.70	0 - 1.38	3.66	1.18	3.62	.63	4.06	6.46	2.91	.47	2.36
IPHNM10	2	2703290	16.5	0 - 1.19	5.47	1.18	5.16	.87	6.54	9.65	3.94	.79	2.91
IPHNM10/J	2	2703291	17.6	1.19 - 2.38	6.65	1.18	5.16	.87	6.54	9.65	3.94	.79	2.91

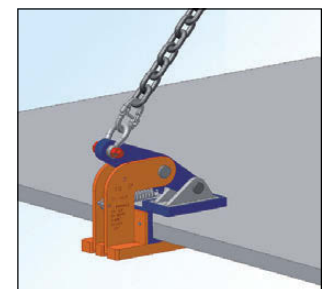
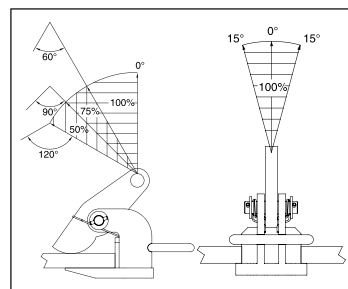
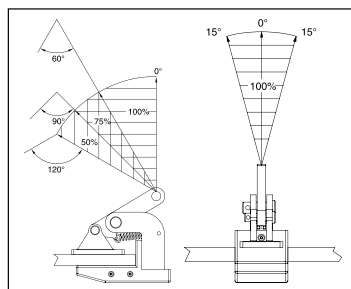
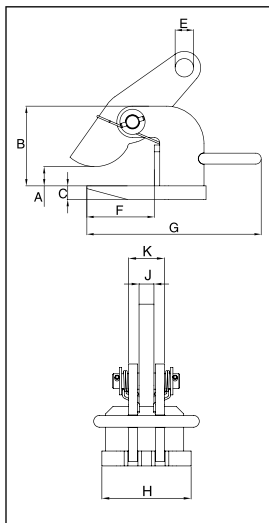
\* Design Factor based on EN 13155 and ASME B30.20.



### Model IPH10 and IPH10/J: With Spring Loaded Tension, Magnets and Handle

Model	Working Load Limit (Per Pair) (t)*	IPH10 Stock No.	Weight Each (lbs.)	Dimensions (in.)								
				Jaw A	B	C	E	F	G	H	J	K
IPH10	.5+	2703297	3.97	0 - .75	3.39	.47	.63	4.06	5.91	2.36	.47	1.06
IPH10	1+	2703298	5.50	0 - 1.38	3.94	.63	.63	4.06	5.91	2.36	.47	1.22
IPH10	2	2703522	12.1	0 - 2.38	4.61	.63	.87	4.29	10.08	4.33	.79	1.57
IPH10	3	2703523	16.5	0 - 2.38	4.61	.79	1.02	4.29	10.47	4.72	.79	1.89
IPH10	4.5	2703524	23.1	0 - 2.38	5.20	.98	1.18	4.09	11.02	5.12	.79	1.89
IPH10	6	2703525	28.6	0 - 2.38	5.63	.98	1.42	4.84	12.60	5.12	.79	1.89
IPH10	9	2703526	40.8	0 - 2.38	6.18	1.18	1.69	5.24	12.99	5.51	.98	2.44
IPH10	12	2703527	47.4	0 - 2.38	6.77	1.18	1.85	5.55	13.90	5.91	.98	2.44
With larger jaw opening												
IPH10/J	3	2703533	19.8	2.38 - 4.75	6.97	.79	1.02	4.29	10.47	4.72	.79	1.89
IPH10/J	4.5	2703534	26.5	2.38 - 4.75	7.56	.98	1.18	4.09	11.02	5.12	.79	1.89
IPH10/J	6	2703535	33.1	2.38 - 4.75	7.99	.98	1.42	4.84	12.60	5.12	.79	1.89
IPH10/J	9	2703536	45.2	2.38 - 4.75	8.54	1.18	1.69	5.24	12.99	5.51	.98	2.44
IPH10/J	12	2703537	52.9	2.38 - 4.75	9.13	1.18	1.85	5.55	13.90	5.91	.98	2.44

\* Design Factor based on EN 13155 and ASME B30.20. + No handle or magnets.



Crosby Lifting Clamps