

Crosby® Shackles

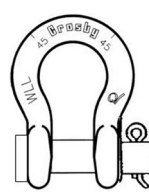
SCREW PIN SHACKLES PIN SECURITY

MOUSE SCREW PIN WHEN USED IN LONG TERM OR HIGH VIBRATION APPLICATIONS.

Mouse or Mousing (screw pin shackle) is a secondary securement method used to secure screw pin from rotation or loosening. Annealed iron wire is looped through hole in collar of pin and around adjacent leg of shackle body with wire ends securely twisted together.



SHACKLES



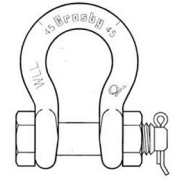
ROUND PIN

Do not side load, do not use as a collector ring, always use cotter pin.



SCREW PIN

Use when picking and placing a load, tighten pin prior to each lift.



BOLT-TYPE

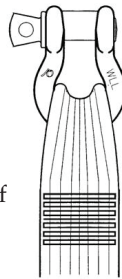
Use in permanent or long-term installations always use nut and cotter.

CONNECTION OF SLINGS TO SHACKLES

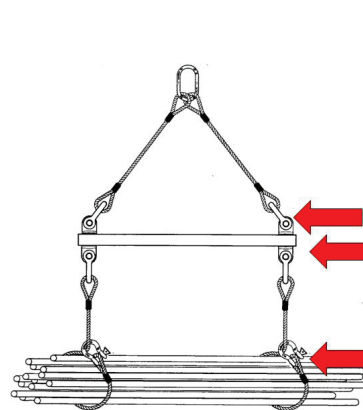
Diameter of shackle must be greater than wire rope diameter if no thimble in eye.



Shackle must be large enough to avoid pinching of synthetic slings.



BOLT-TYPE SHACKLES



Use Bolt-Type Shackle when a permanent or long term connection

Use a screw pin shackle when it will be a temporary connection.

RIGGING PRACTICE SHACKLES

Screw pin shall be fully engaged.

If designed for a cotter pin, it shall be used and maintained.

Applied load should be centered in the bow to prevent side loading.

Multiple sling legs should not be applied to the pin.

If side loaded, the rated load shall be reduced according to Table 1 on page 80.