

High Performance Sling Connector

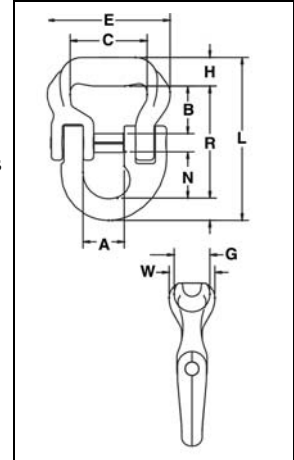
Sling Saver Load Rated **"QT"**
QUENCHED & TEMPERED

S-237

High Performance Sling Connector is designed to connect High Performance Synthetic Slings of all materials.



- Capacities available:
 - Working Load Limit (5 to 1): 5,000 through 60,000 lbs.
 - Sling Body Widths: 2" through 6"
- Allows easy connection to master links or eye hooks, and is ideal for bridles.
- Increased radius of bow gives wider sling bearing surface resulting in an increased area for load distribution, thus:
 - Increasing Synthetic Sling efficiency as compared to master links, shackle bows and conventional eye hooks. This allows 100% of the slings rated Working Load Limit to be achieved.
 - Allows better load distribution on internal fibers.
- All Alloy Construction
- Design Factor of 5 to 1.
- Individually Proof Tested at 2.5 times the Working Load Limit.
- Each connector has a Product Identification Code (PIC) for material traceability, along with a frame size, and the name Crosby and USA in raised letters.



S-237 High Performance Sling Connector

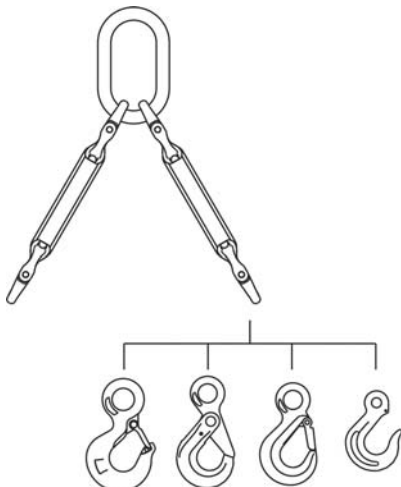
Working Load Limit		S-237 Web to Lok-A-Loy Assy. Stock No.	Frame No.	Nominal Sling Body Width (in.)	Lok-A-Loy Size	Weight Each (lbs.)	Dimensions (in.)										S-238 Web to Web Assembly Stock No.	
4:1 (lbs.)*	5:1 (lbs.)						A	B	C	E	G	H	L	N	R	S		W
6250	5000	1020695	5	2"	3/8"	1.14	.88	1.42	2.00	3.18	1.00	.80	4.20	1.04	2.92	.48	1.38	1020415
12500	10000	1020704	10	3"	5/8"	2.96	1.42	1.52	2.75	4.13	1.25	.98	5.68	1.71	3.94	.75	1.75	1020423
18750	15000	1020713	15	3"	3/4"	4.75	1.63	1.58	2.75	4.37	1.38	1.10	6.49	2.04	4.46	.93	1.88	1020432
31250	25000	1020722	25	4"	7/8"	8.59	2.00	2.33	3.75	6.00	1.75	1.41	7.97	2.27	5.51	1.06	2.25	1020441
37500	30000	1020731	30	4"	7/8"	9.24	2.00	2.20	3.75	6.19	1.75	1.41	7.84	2.27	5.38	1.06	2.38	1020450
50000	40000	1020740	40	5"	1"	15.7	2.25	2.91	4.75	7.25	2.25	1.78	9.45	2.44	6.45	1.22	3.09	1020469
75000	60000	1020759	60	6"	1-1/4"	26.0	2.56	3.36	5.75	9.13	2.31	1.86	11.08	3.07	7.72	1.50	3.16	1020478

* Maximum Proof Load is 2 times the Working Load Limit at 4:1 design factor. Minimum Ultimate strength is 5 times the Working Load Limit.


Crosby Sling Saver hardware meets the requirements for minimum stock diameter or thickness, and effective contact width shown in the Recommended Standards Specification for Synthetic Polyester Round Slings by the Web Sling & Tie Down Association. WSTDA-RS1 (revised 2001)

Typical Applications

The S-237 Connector has been designed to easily adapt to other Crosby fittings to develop complete systems for high performance Synthetic Slings. See page 85 for additional application information.



Join two Slings



Connect to other hardware

